

Condor Court, Windmill Park, Ashington

OIRO £155,000



Full Description

Elizabeth Humphreys Homes are delighted to welcome to the market this fabulous 3 bedroomed semi-detached property located in the Northumberland town of Ashington. This family home, which has been neutrally decorated, boasts an open plan front garden, an attractive enclosed rear garden, and a garage to the rear. The property benefits from a plot which is not overlooked, uPVC windows and composite doors, gas central heating, and all the other usual mains connections. Situated a few minutes' walk from Wansbeck General Hospital, it is a perfect property for those employed there and would make a wonderful family home due to its proximity to the beautiful Northumberland coastline.

Entry is via the front door into an internal hallway with stairs leading to the first floor and a main door opening to a good-sized kitchen diner. There are a plenty of white high-gloss wall and base units with a significant amount of grey useful bench space complemented by attractive grey splashback tiling. There is a Zanussi four-burner gas hob, an under-bench Zanussi electric oven with a built-in extractor fan above, a single bowl stainless

steel sink, plumbing and space for a washing machine and space for a full-height free-standing fridge freezer. The Logic gas boiler is housed in a cupboard within the kitchen for ease of access. The well-designed layout of this room allows for a superb amount of space to accommodate a dining table and chairs. Windows to the front and to the side allow plenty of natural light to enter and the space is finished with grey washed wood-effect flooring which works in perfect harmony with the colour scheme of the units and worktop. There is a cupboard beneath the stairs which is accessed from the kitchen which offers excellent storage potential.

The downstairs WC, with the same grey washed floor tiling creating a seamless transition between the different spaces, comprises a close-coupled WC with a push button and a wall-hung hand basin with attractive grey splashback tiling matching that of the kitchen.

The lounge is a lovely light and bright room with French doors opening into the enclosed rear garden. An additional window overlooking the garden adds to the superb amount of natural light flooding into this welcoming room. The feature fireplace forms an attractive focal point and the carpet finishes the room beautifully.

Taking the stairs to the first floor, the landing with loft access above, opens out to three bedrooms and the family bathroom. The heating upstairs can be separately controlled to downstairs which is a fabulous feature of this family home.

The primary bedroom, with two windows overlooking the front of the property, is a good-sized double and incorporates the head of the stairs. The leafy vista captured from this room is pleasant and relaxing.

The family bathroom, with grey washed wood-effect flooring, comprises a close-coupled WC with a push button, a pedestal wash hand basin and a white bath with both shower taps and a separate tank fed shower over. The neutral tiling around the bath area is attractive and a window to the side allows for natural light.

Externally, there is a path extending the width of the property which is the perfect place to relax and unwind from the hustle and bustle of the day. The remainder of the outside space is a lawned area. The garden is securely enclosed to allow children and family pets to play safely. The garage, with parking, is situated to the rear of the property.

Tenure: Freehold

EPC: B

Council tax band: B, £1758.63

Ashington offers a range of local amenities including a leisure centre, a library, local schools, doctors, dentists, a variety of supermarkets and a range of shopping outlets and vibrant eateries. There are good bus links to the neighbouring towns of Morpeth, Newcastle and Alnwick. Ashington is located a short distance from the beautiful Northumbrian countryside and is also close to the stunning Northumberland coastline where you can enjoy gorgeous walks along sandy beaches.

Important Note:

These particulars, whilst believed to be accurate, are set out as a general guideline and do not constitute any part of an offer or contract. Intending purchasers should not rely on them as statements of representation of fact but must satisfy themselves by inspection or otherwise as to their accuracy. Please note that we have not tested any apparatus, equipment, fixtures, fittings or services including central heating and so cannot verify they are in working order or fit for their purpose. All measurements are approximate and for guidance only. If there is any point that is of particular importance to you, please contact us and we will try and clarify the position for you.

Features

- Recently built
- Builders guarantee
- Garage
- Parking to rear
- Garden enclosed rear
- Light and spacious
- Great family-friendly kitchen-diner
- Ground floor WC
- Lounge has views over the garden
- Bus route and close to local amenities

Contact Us

EH Homes


Casey Lodge Park Road,
Swarland
Morpeth
Northumberland
NE65 9JD

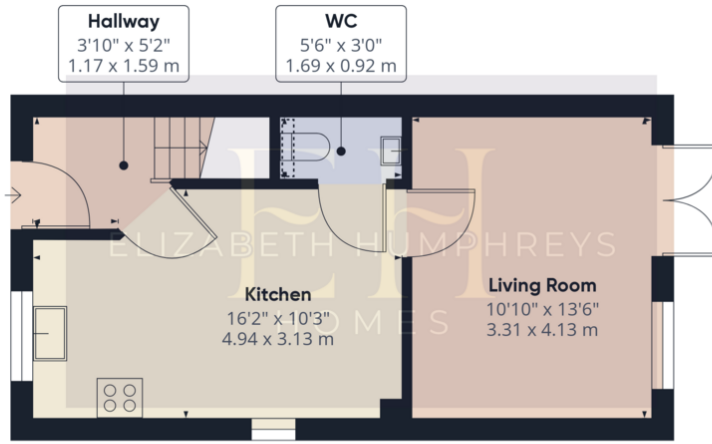
T: 01665 661170

E: info@eh-homes.co.uk

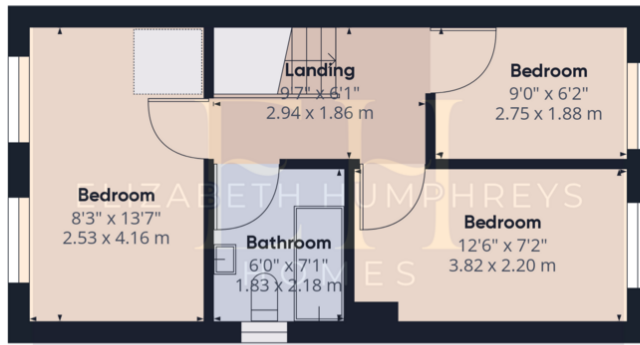








Ground Floor



Floor 1



Approximate total area⁽¹⁾
716.63 ft²
66.58 m²

Reduced headroom
1.65 ft²
0.15 m²

(1) Excluding balconies and terraces

☐ Reduced headroom
(below 1.5m/4.92ft)

While every attempt has been made to ensure accuracy, all measurements are approximate, not to scale. This floor plan is for illustrative purposes only.

GIRAFFE360